



W and Z events at CMS

Kalanand Mishra

Fermilab

(on behalf of CMS Vector Boson Task Force)

Disclaimer: The results presented in these slides are very very preliminary.
Not all results shown here are approved for presentation outside the CMS.

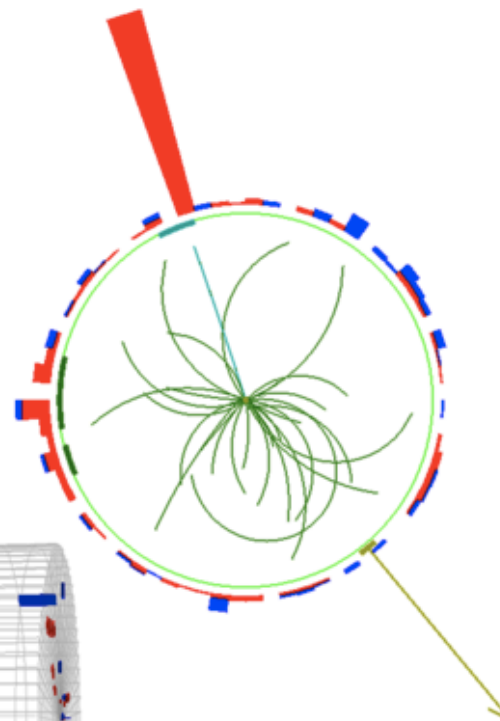
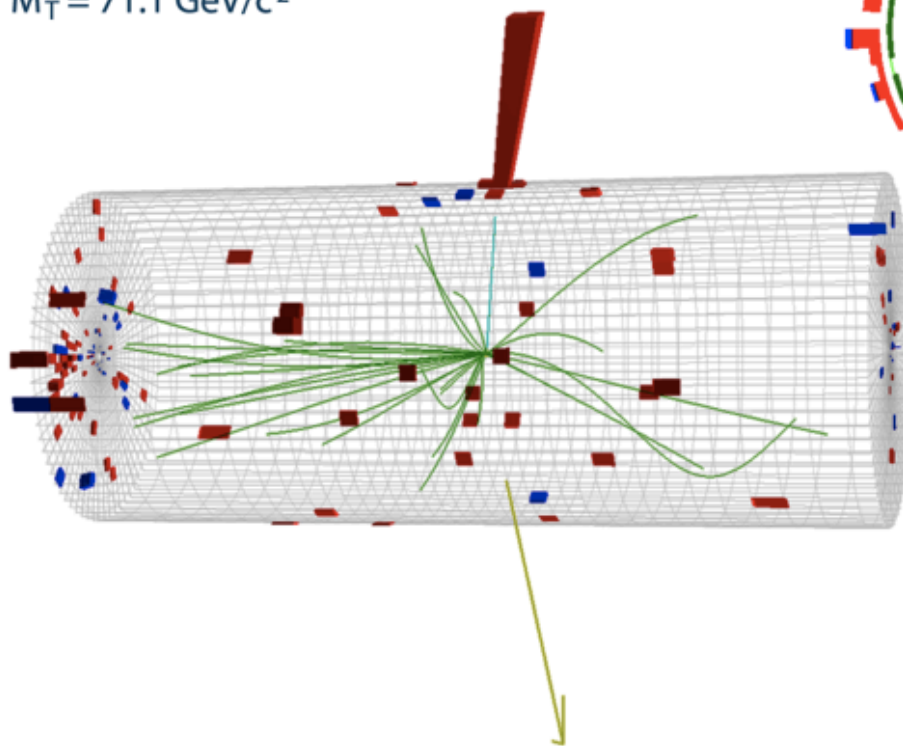
LPC Physics Forum
(May 27, 2010)

First "golden" W candidate event: $W \rightarrow e\nu$



CMS Experiment at LHC, CERN
Run 133874, Event 21466935
Lumi section: 301
Sat Apr 24 2010, 05:19:21 CEST

Electron $p_T = 35.6$ GeV/c
 $ME_T = 36.9$ GeV
 $M_T = 71.1$ GeV/c²



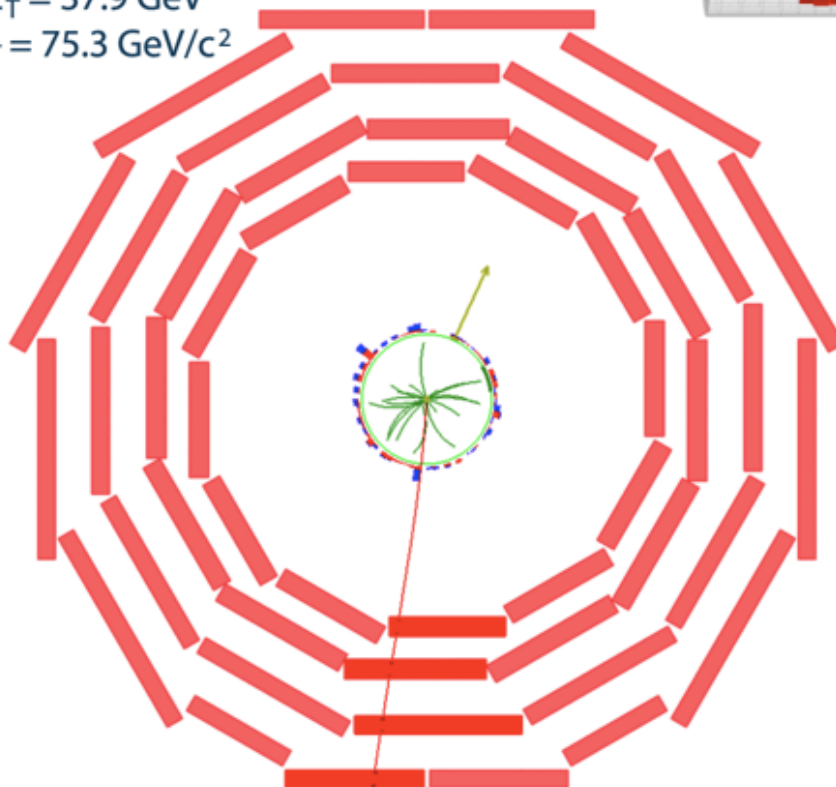
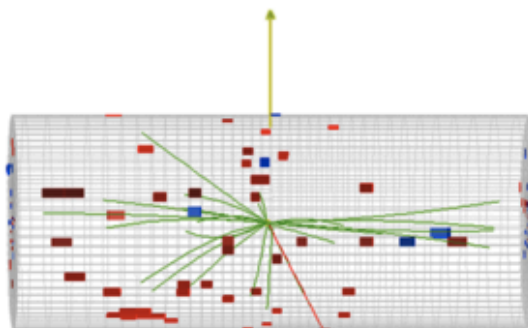
The electron passes our tightest selection criteria and is isolated in tracker, ECAL and HCAL.

First "golden" $W \rightarrow \mu\nu$ candidate followed soon



CMS Experiment at LHC, CERN
Run 133875, Event 1228182
Lumi section: 16
Sat Apr 24 2010, 09:08:46 CEST

Muon $p_T = 38.7$ GeV/c
 $ME_T = 37.9$ GeV
 $M_T = 75.3$ GeV/c²



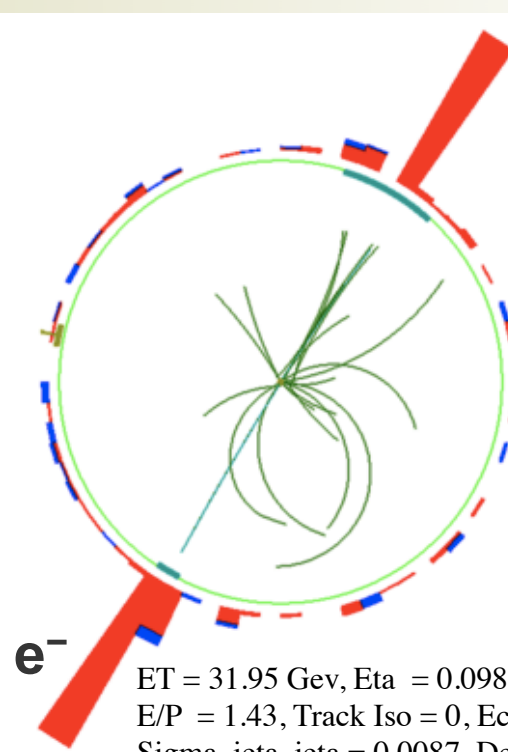
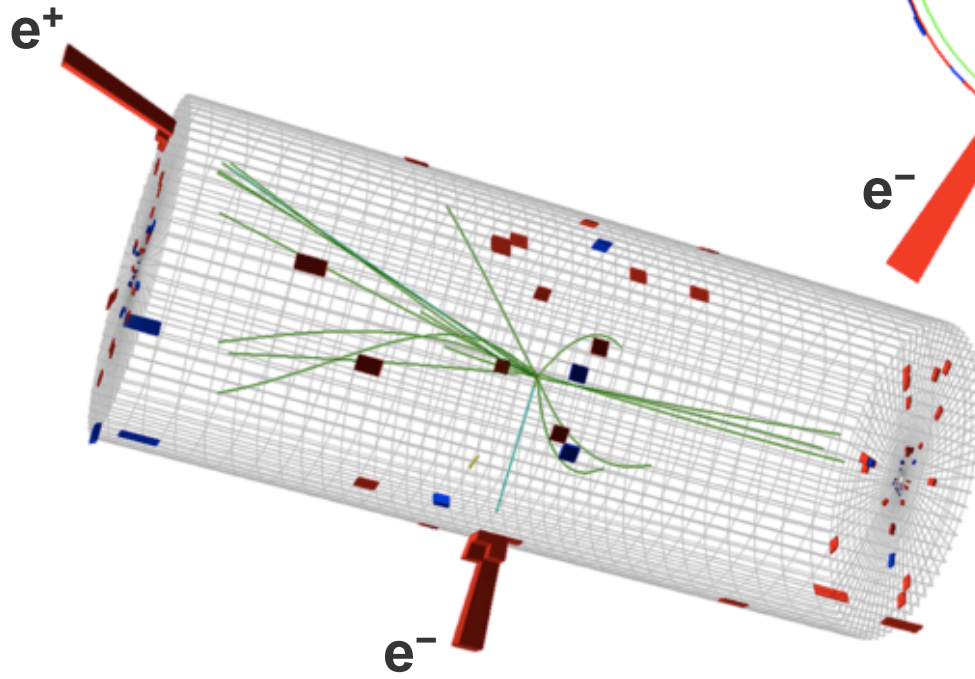
The muon passes our tightest selection criteria and is isolated.

First "golden" Z candidate event: $Z \rightarrow ee$



CMS Experiment at LHC, CERN
Run 133877, Event 28405693
Lumi section: 387
Sat Apr 24 2010, 14:00:54 CEST

Electrons $p_T = 34.0, 31.9 \text{ GeV}/c$
Inv. mass = $91.2 \text{ GeV}/c^2$



e^+
ET = 34.01 Gev, Eta = 1.80, Phi = 1.03, fBrem = 0.611, E/P = 2.61, Track Iso = 0, Ecal Iso = 0.74, Hcal Iso = 0, Sigma_eta_eta = 0.0245, DeltaEta = 0.0016, DeltaPhi = 0.0135, H/E = 0.

e^-
ET = 31.95 Gev, Eta = 0.098, Phi = -2.13, fBrem = 0.010, E/P = 1.43, Track Iso = 0, Ecal Iso = 0.66, Hcal Iso = 0, Sigma_eta_eta = 0.0087, DeltaEta = -0.0014, DeltaPhi = -0.0125, H/E = 0.

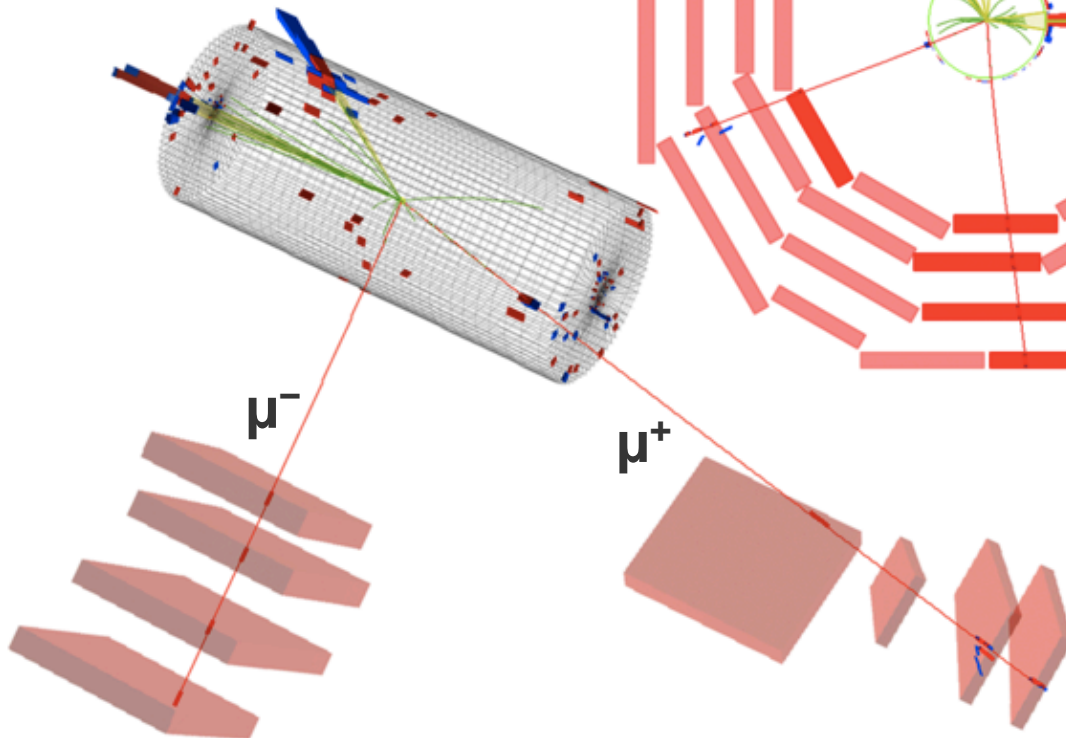
Both electrons pass our tightest selection criteria and are isolated in tracker, ECAL and HCAL. They are back-to-back in ϕ . There is no MET in the event.

First "golden" $Z \rightarrow \mu\mu$ candidate event



CMS Experiment at LHC, CERN
 Run 135149, Event 125426133
 Lumi section: 1345
 Sun May 09 2010, 05:24:09 CEST

Muon $p_T = 67.3, 50.6$ GeV/c
 Inv. mass = 93.2 GeV/ c^2



pfMET = 15 GeV
 tcMET = 20 GeV
 sumET = 350 GeV
 MET Sign. = 0.8

ak5CaloJets:

unCor pt	eta	phi
59.14	1.906	-0.015
55.47	1.246	2.201
15.14	4.480	1.628

goodMuons:

pt	eta	phi	charge
67.3	-1.12	-2.74	1
50.6	-0.06	-1.51	-1


Both muons pass our tightest selection criteria and are isolated. There are three high p_T jets in the event. The jets do not pass b-tag criteria.

Moving beyond the candidate hunt: what next ?



- ◆ By now we have gone past the phase of hunting for W's and Z's
 - have ~ 5 Z candidates in each lepton (e, μ) channel and ~ 50 W's
- ◆ Can start plotting the distribution of kinematic variables
 - e.g., m_T and MET for W and m_{ll} for Z
 - estimate background contribution under the signal peak with help from Monte Carlo simulation
 - compute rough estimates of the production cross section and compare with theory predictions (NLO)
- ◆ Still not quite in *civilized* state of analysis
 - low statistics: huge statistical uncertainty in any measured quantity
 - reconstruction/ triggering efficiency not fully understood

"Analysis design evolving with the data"



W/Z analysis ingredients



Triggers and Datasets

- Event selection for W/Z requires ≥ 1 HLT lepton candidate matching in ΔR an offline lepton candidate passing all standard selection. Paths used are single lepton trigger with lowest unrescaled thresholds.
 - Mu SD: HLT_Mu9 (backup: HLT_L2Mu11)
 - EG SD: HLT_Photon15 (backup: HLT_Photon20)

Lepton Selection

• Muons

Global & tracker muon, $PT > 20, 25$ GeV, $|\eta| < 2.1$
N track hits > 10 , N global muon hits > 0 , $\chi^2/ndof < 10$, $d_0 < 2$ mm
Combined relative isolation ($R=0.3$) < 0.15

• Electrons

A few suggested working points tested for each signal extraction method: straw man points are 70% efficient for W, 95% for Z electrons

CMS W/Z analysis goals for ICHEP



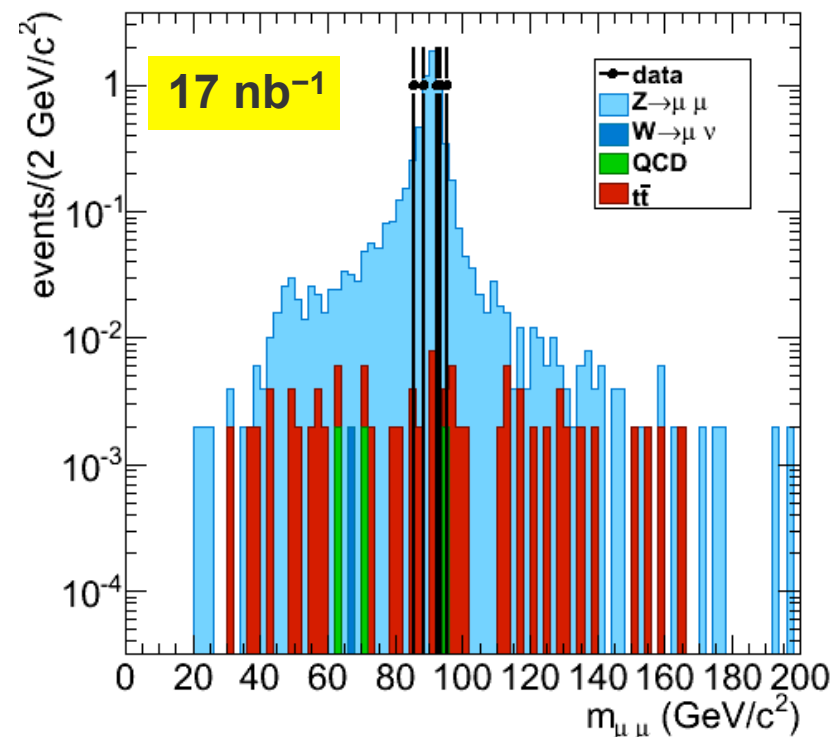
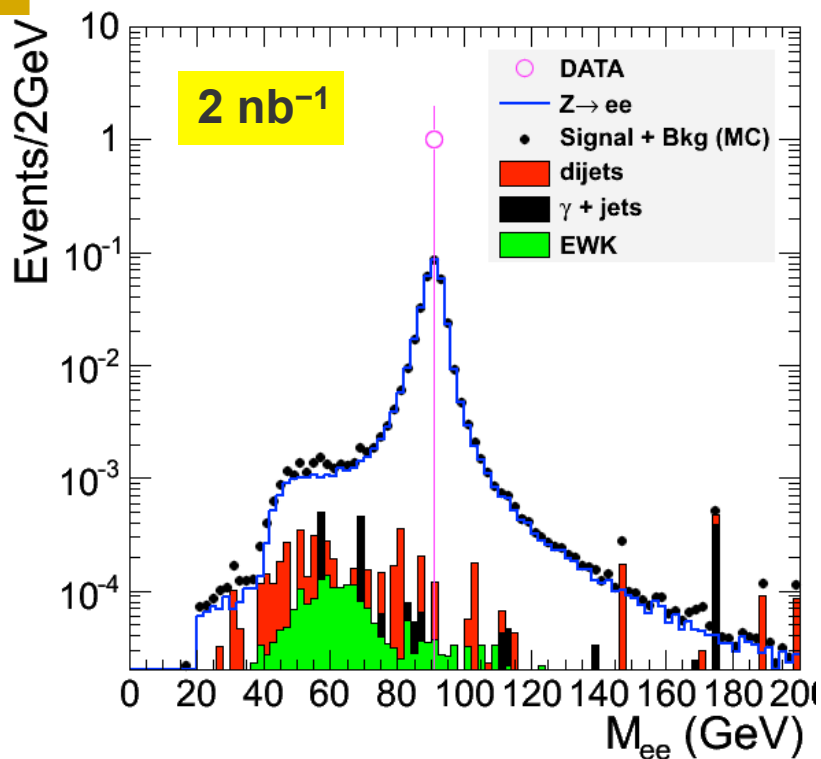
- ◆ The VBTF goal is to submit for publication a paper describing measurements of:
 - inclusive W , W^+ , and W^- production cross sections, in e , μ , and combined channels
 - inclusive Z production cross section, in e , μ , and combined channels
 - inclusive cross section ratio W/Z in e , μ , and combined channels
 - inclusive cross section ratio W^+/W^- in e , μ , and combined channels

- ◆ Target luminosity for these measurements is roughly $0.1-1 \text{ pb}^{-1}$.
 - At 0.1 pb^{-1} , the Z samples are inadequate to estimate lepton efficiencies and MET modeling, and the measurement strategy must rely on simulations, W samples, and other control samples to interpret the observed W and Z signals as cross section measurements.
 - In the event that 1 pb^{-1} is quickly achieved, the lower luminosity techniques can serve as cross checks and early indicators of analysis performance.

- ◆ Successful achievement of VBTF publication goals depends largely on successful commissioning of lepton, missing ET, and luminosity measurements.
 - The task force therefore shares a number of tasks with the commissioning efforts of the corresponding DPGs and POGs.



Z → ee, μμ snapshots in data



With full 17 nb⁻¹ data we have 5 Z → ee and 5 Z → μμ candidates.

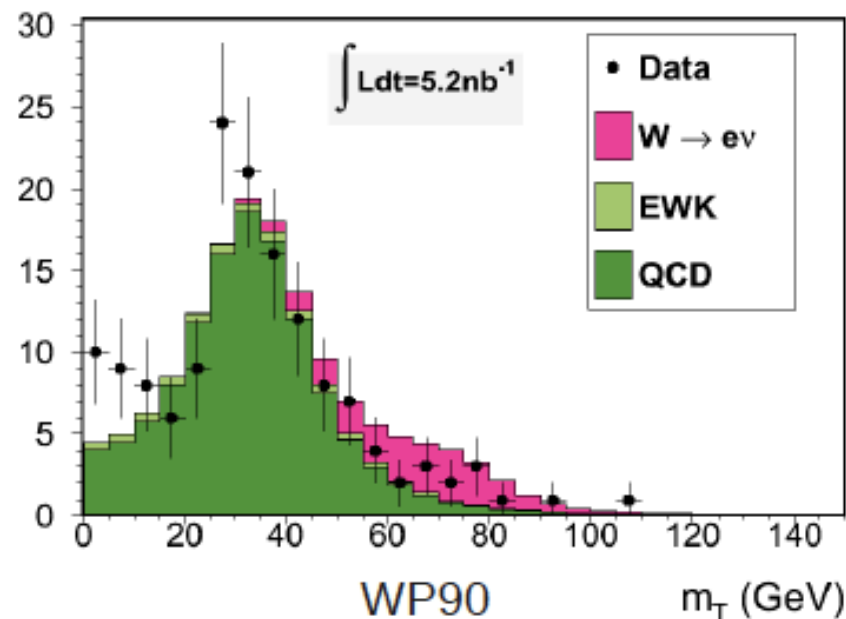
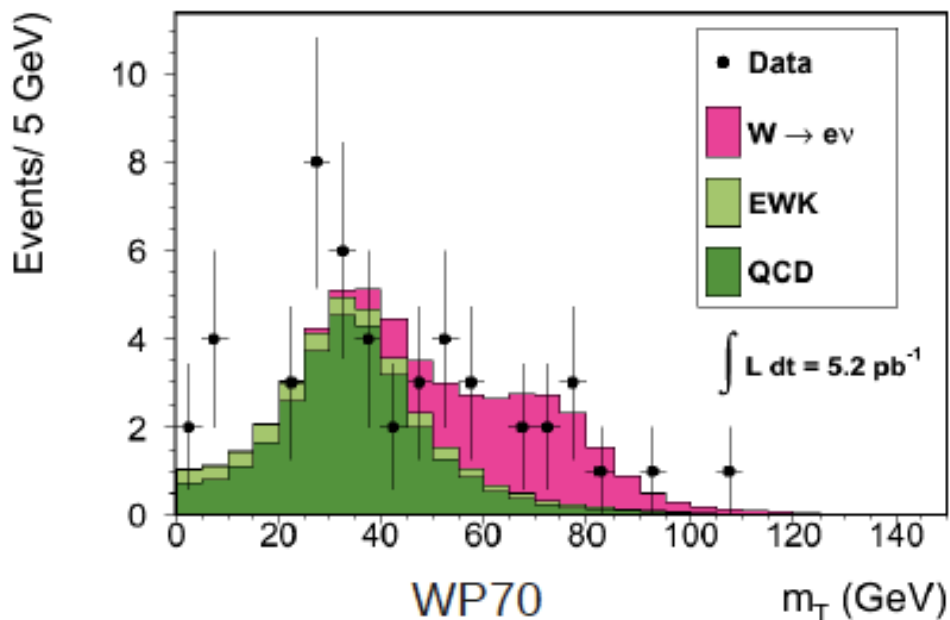
Expect 8.5 Z → ee candidates from MC assuming $\sigma=1300$ pb (Pythia), acceptance = 0.4358, $\epsilon_{ele} = 0.95$, trigger efficiency = 1.

Observed Z → ee cross section in data = 748 ± 334 pb

Reasonable data/MC agreement given statistics



$W \rightarrow e\nu$ snapshot in data (5.2 nb^{-1})



Using ...

- Powheg acceptance, 58.9%
- Some efficiencies from MC
 - Trigger = 100%, Reco = 98%
 - MT cut = 83% / 84%
 - Recalculated WPs in MC for $30 \rightarrow 20$ GeV (65% / 85%)
- Background estimates from the EWK & QCD MC's

Reasonable data/MC agreement given statistics

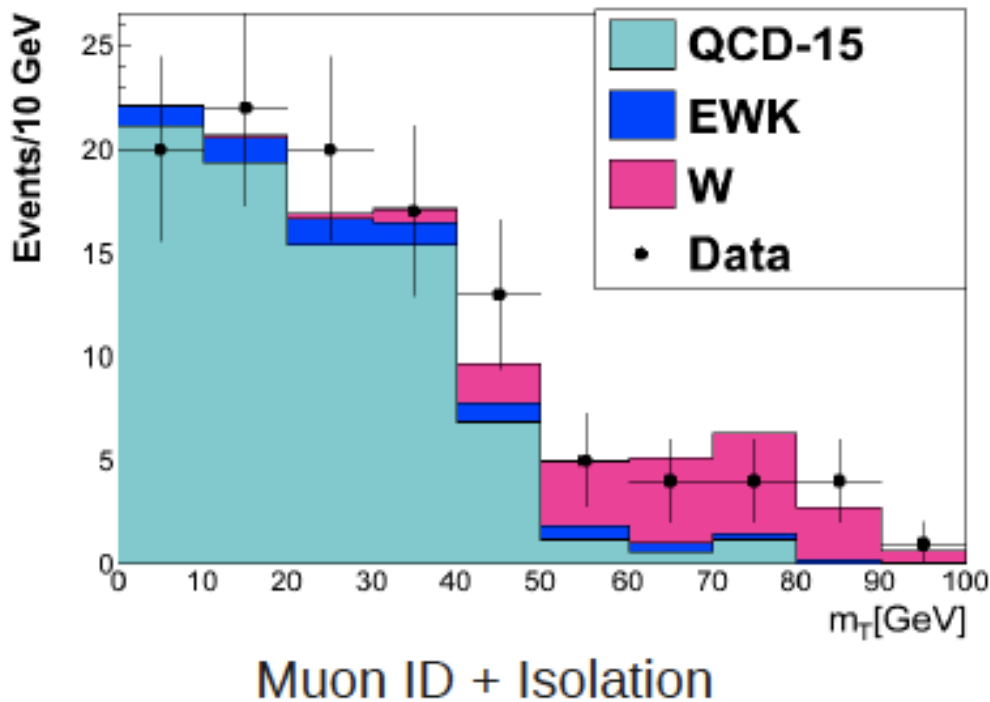
Yields for $MT > 50$ GeV

	Data	W	Total MC BG	QCD 15/em	EWK
WP90	24	19.8	11.8 / 18.0	10.4 / 13.6	1.4
WP70	17	15	2.7 / 5	1.7 / 4	1

crude cross section (cf. $\sim 9.7 \text{ nb @ NLO}$)

	with QCD15 (nb)	with QCDem (nb)
WP90	$5.7 \pm 2.8 \pm ?$	$4.2 \pm 2.9 \pm ?$
WP70	$8.8 \pm 2.7 \pm ?$	$7.4 \pm 2.9 \pm ?$

W → μν snapshot in data (5.2 nb⁻¹)



crude cross section (cf. ~9.7 nb @ NLO)

w/ QCD15 (nb)	w/ IncMu (nb)
$11.0 \pm 3.3 \pm ?$	$10.8 \pm 3.3 \pm ?$

Using ...

- Powheg acceptance, 59%
- Selection efficiencies from MC : 98.3%, 97.8%
- Background estimates from the MC

Yields for $M_T > 50$ GeV

Data	W	Total MC BG	QCD15/ IncMu	EWK
22	15.2	4.6 / 5	2.8 / 3.2	1.8

Reasonable data/MC agreement given statistics

Outlook for ICHEP: $\int L dt = 0.1-0.3 \text{ pb}^{-1}$



- **For ICHEP/EWK-10-002 we plan for the $\sim 0.1 \text{ pb}^{-1}$ scenario:**

- Z observation, ~ 60 golden candidates, 13% stat. precision
- W analysis, ~ 600 candidates, 4% stat. precision
- W/Z cross section ratio to 14% stat.
- W⁺/W⁻ ratio to 8% stat.
- One-bin tag-and-probe lepton efficiency known to 4% (9%) for 90% (70%) operating point

- **Wouldn't be able to apply Z-driven techniques to W.**

- Some (if not all) efficiency and W signal-modeling to be estimated from simulation, from W data themselves, or from other non-Z sources.
- Hope for large late update.
- 100 nb^{-1} result can only crudely be Z data-driven and have some inelegant ingredients.
- Less lumi will imply more and more MC-based ingredients/extrapolations.

References for additional information



1. Analysis Note & PAS:

Drafts in progress in SVN !

Measurements of Inclusive W and Z Cross Sections in pp
Collisions at $\sqrt{s} = 7$ TeV
CMS PAPER EWK-10-002 CMS PAPER AN-10-116
The CMS Collaboration

2. Vector Boson Task Force main twiki:

<https://twiki.cern.ch/twiki/bin/view/CMS/EWKVBTF>

3. W/Z candidates in early 7 TeV data:

<https://twiki.cern.ch/twiki/bin/viewauth/CMS/WandZCandidates>

4. VBTF summary (J Berryhill) in CMS Physics Week plenary on May 18

[http://indico.cern.ch/getFile.py/access?
contribId=33&sessionId=15&resId=1&materialId=slides&confId=93670](http://indico.cern.ch/getFile.py/access?contribId=33&sessionId=15&resId=1&materialId=slides&confId=93670)

Summary



- ◆ Observed W and Z candidate events at CMS
 - in both lepton channels
 - with 17 nb^{-1} data find ~ 5 Z and ~ 50 W in each channel
 - consistent with theory/NLO predictions given the statistics
 - Making progress on signal extraction techniques, S/B optimization, ...
 - efforts ongoing to understand detector effects and systematics, signal and background modeling, MET resolution, ...

- ◆ Analysis strategy for ICHEP
 - prepare for $0.1\text{--}0.3 \text{ pb}^{-1}$ integrated luminosity
 - some efficiency and W signal-modeling to be estimated from simulation, from W data themselves, or from other non-Z sources.
 - not enough # of Z's for calibration → crude cross check from data

- ◆ Analysis strategy for publication
 - prepare for $1\text{--}10 \text{ pb}^{-1}$ integrated luminosity
 - mostly data driven, use full ingredients developed during last year !